

# Zu Hause

## Learning objectives

**Pupils will be able to:**

- \* Say what rooms are in their house, using 'Es gibt ...'
- \* Say which room someone is 'in'
- \* Recognize the use of der/die/das as the definite article 'the' with masculine/feminine/neuter words
- \* Say what is in their bedroom

## Resources needed

- \* Sheets 7a, 7b, 7c
- \* Pictures of rooms cut from magazines.

## Activities

- \* Using sheet 7a as flash cards, introduce room words.
- \* Hide a single card behind a larger card and slowly reveal a part of it. Pupils guess which room is appearing.
- \* Mime activities relating to each room. Pupils guess the room. They could do this in pairs or as a group.
- \* Highlight der/die/das; all mean 'the'. Group the words into those that are feminine (die), those that are neuter (das) and those that are masculine (der) – see Schlüsselwörter. (For more information, see Grammar Points.)
- \* Give a description of a house using 'In meinem Haus gibt es ...'. Ask pupils to describe their own houses.
- \* Introduce the question 'Wo ist ...?' Read the questions on sheet 7b and allow pupils to answer orally (then in writing if required) to practise room words. (Note that we are using dative 'im' for masculine and neuter words, and 'in der' for feminine words.)

## Schlüsselwörter – Key words

die Küche	kitchen
das Wohnzimmer	living room
das Schlafzimmer	bedroom
die Diele	hall
das Badezimmer	bathroom
die Garage	garage
das Esszimmer	dining room
der Dachboden	loft
der Keller	cellar
der (masculine)	the
die (feminine)	the
das (neuter)	the
in	in
Es gibt ...	there is/are (plus accusative)
das Bett	bed
der Teppich	rug
der Kleiderschrank	wardrobe
die Tisch	table
der Stuhl	chair
Wo ist ... ?	Where is ... ?

- \* Sheet 7c introduces some common bedroom furniture words. Pupils could design a bedroom by cutting out the furniture and positioning it on the plan. They could use a dictionary to look up the German words for further items and include them as well.
- \* They could present their finished plans describing their bedrooms using 'In meinem Schlafzimmer gibt es ...' (for use of 'some', refer to Unit 14).


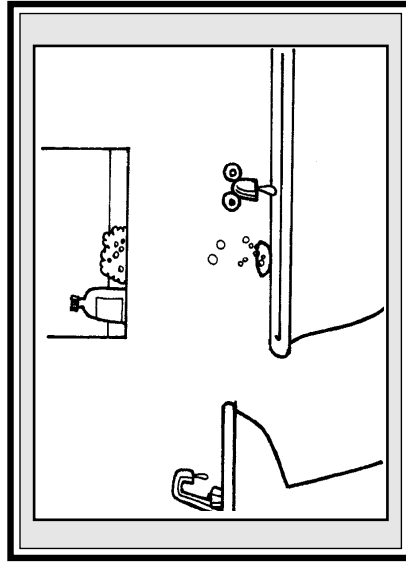
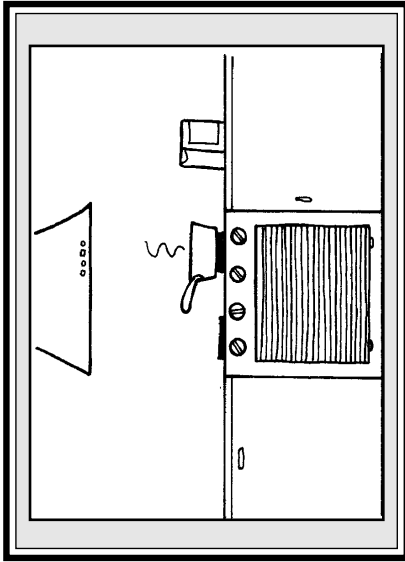
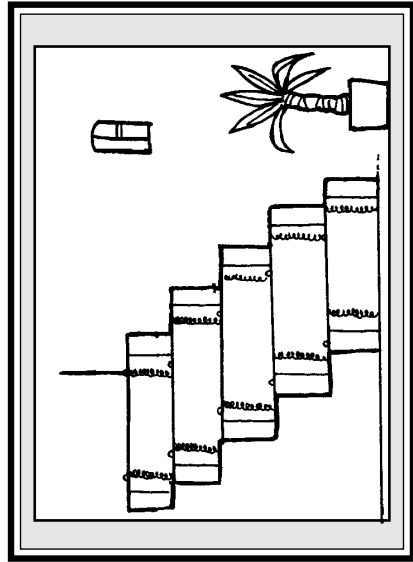


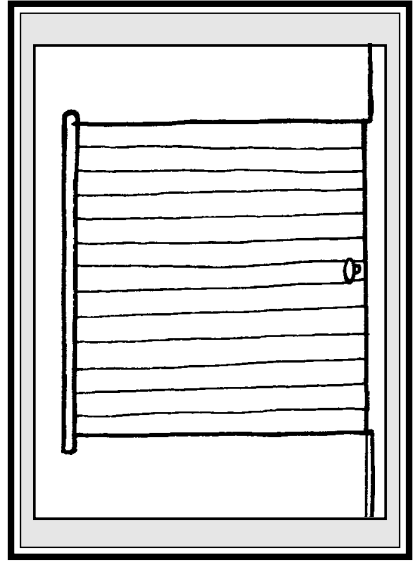

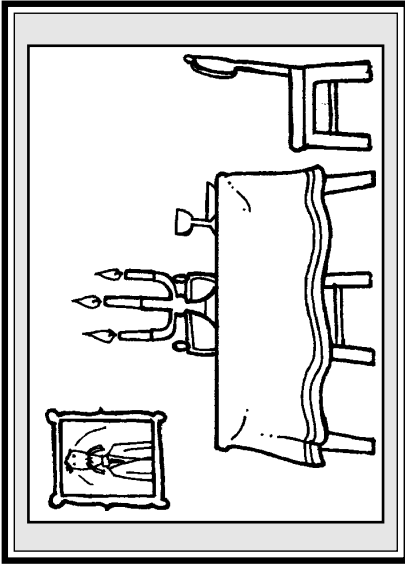
### **Further activities**

- \* Using cut-out pictures from magazines, pupils could mount their pictures on a page, labelling the rooms 'die Küche', 'das Schlafzimmer' etc. They could title the page 'Zu Verkaufen' (for sale) and make a house particulars sheet from an imaginary 'Immobilienmakler' (Estate Agent). A picture of the exterior of a house could complete the advertisement.
- \* Make a display board with 'adverts' framed to look like an agency window.

# Zu Hause



In the house













# Wo ist Hans?

*Where is Hans?*

**Beantworte die Fragen und fülle die Lücken aus.**

*Answer the questions and fill in the gaps.*

- |                    |   |         |                     |
|--------------------|---|---------|---------------------|
| Wo ist Hans?       |    | Im      | <b>Schlafzimmer</b> |
| Wo ist Sofie?      |    | Im      | _____               |
| Wo ist Mutti?      |    | Im      | _____               |
| Wo ist Vati?       |    | In der  | _____               |
| Wo ist Lukas?      |    | Im      | _____               |
| Wo ist der Hund?   |    | In der  | _____               |
| Wo ist die Katze?  |    | In der  | _____               |
| Wo ist die Spinne? |   | Im      | _____               |
| Wo ist die Maus?   |  | Auf dem | _____               |

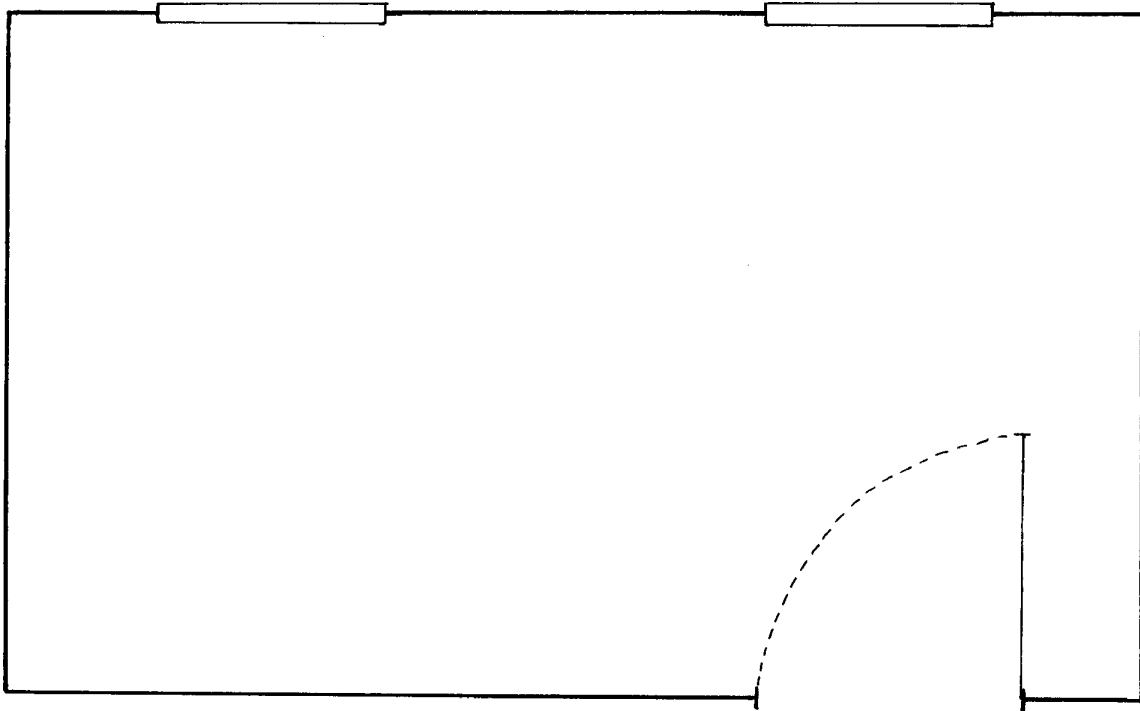


# Im meinem Schlafzimmer

*In my bedroom*

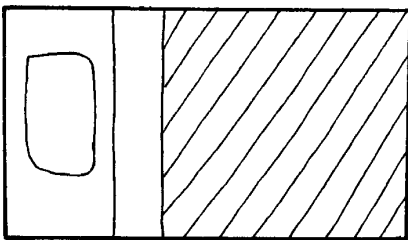
Hier ist ein Plan von deinem Schlafzimmer.

*Here is a plan of your bedroom.*




Schneide die Möbel aus und setze Sie auf den Plan.


*Cut out the furniture and put it on the plan.*



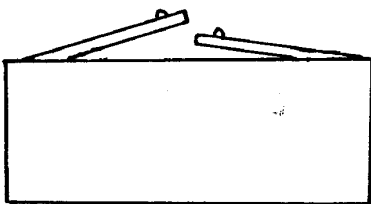
*ein Bett*




*ein Stuhl*



*ein Tisch*



*ein Kleiderschrank*



*ein Teppich*