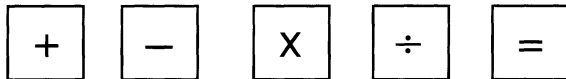


# Target one

You will need one die numbered 1 – 6.

Enter a number between 10 and 60 into your calculator. Throw the die. You are allowed to use the number you have thrown and the following keys only:



Your target is to get the calculator to display 1, or as near to 1 as you can get.

Record the steps you use (you may not use more than 10 steps).

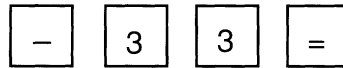
For example:

Number chosen 56  
Number on die 3

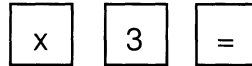
*Calculator display*

*Keys pressed:*


Step 1 56



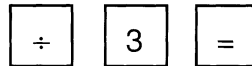
Step 2 23



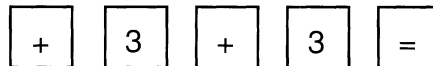
Step 3 69



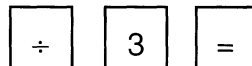
Step 4 72



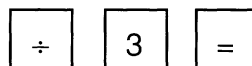
Step 5 24



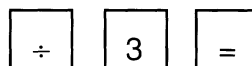
Step 6 30



Step 7 10



Step 8 3.3333333



Step 9 1.1111111

**Tip:** You may use more than one operation key in each step, but be careful about the order in which you press the keys.

If you get a negative number you may wish to start again.

## EXTRA!

Try again using a new number. Compare your answer with a friend's and discuss your solutions.