

LES COULEURS

(Colours)

Active Introduction

- Introduce colours using flashcards then stick the coloured cards on the board in the order they are mentioned in this song, sung to the tune of Three Blind Mice:
Bleu, blanc, rouge x 2
Jaune, vert, brun x 2
Noir, orange et violet x 2
Bleu, blanc, rouge x 2

(Note: 'marron' may be taught instead of 'brun'.)

- Give out the cards and put your pupils in the order of the song then ask them to jump up when their colour is mentioned in the song.

Play Dance Mat

- Put the cards on the floor. One pupil stands on one colour and says the colour in French, his/her partner then stands on that colour and then steps onto a new colour and says what it is. The list of colours gets greater as they each take a turn.

Play Stations








- Put coloured cards up around the class room well spaced out. Ask your pupils to walk around the room to some well chosen French music. When the music stops the pupils have to choose a station to go to and have to stay there while the die is rolled. Roll a big plastic die with coloured cards in the sides. Say the colour which is facing up on the die and all the pupils at that station are out. These pupils can sit in the middle of the room taking turns to roll the die and say the colour until everyone is out.

What's in the Bag? (Qu'est-ce qu'il y a dans le sac ?)

- Put a variety of coloured items into a bag.
- Pass the bag round the class to music. When the music stops the pupil holding the bag picks a coloured item out and says the colour and keeps the item. Continue in the same way until the bag is empty.

Bollywood/Bhangra Routine

- To reinforce pronunciation teach this routine, shouting out the colours as you do the actions:

<p>Bleu, bleu</p> <p><i>Namaste pose* then lift arms out and together above your head.</i></p> 	<p>Blanc, blanc</p> <p><i>Namaste pose side stepping twice to the right.</i></p> 	
<p>Rouge, rouge</p> <p><i>Namaste pose side stepping twice to the left, pushing praying hands in a snake-like movement to left as you step.</i></p> 	<p>Jaune, jaune</p> <p><i>Both hands on right hip, cross right foot over left, pointing the toes forward, back, forward and back to beside the left foot.</i></p> 	
<p>Vert, vert</p> <p><i>Both hands on left hip, cross left foot over right, pointing the toes forward, back, forward and back to beside the right foot.</i></p> 	<p>Brun, brun</p> <p><i>Sow seeds to right, shaking right hand and fingers high in the air.</i></p> 	<p>Noir, noir</p> <p><i>Sow seeds to left, shaking left hand and fingers high in the air.</i></p> 

Orange, orange

Push both arms over to right high in the air. At the same time bend right knee and tap toes on the floor (x2).



Violet, violet

Push both arms over to left high in the air. At the same time bend left knee and tap toes on the floor (x2).



**The namaste pose is hands together like you are praying with elbows facing the floor.*

Music Suggestion

- Try 'Mundian to Bach Ke' (karaoke version) on **Hip-Hop and Rap Vol.4 (Sing Like Me Karaoke)**, originally performed by Panjabi MC, available on iTunes.

Follow Up or Plenary

- Go through the dance routine and ask which colour you are dancing, eg if you are 'sowing seeds to the right'. Pupils would answer 'brun'. Work in the same way but saying the colour and the pupils do the movement.
- Ask your pupils to get into teams of five or six and put bags with the same coloured objects in, at the other end of the classroom (the school hall is good for this game). You will ask each team to give you the blue object from the bag, eg: 'Donnez-moi l'objet bleu s'il vous plaît' (give me the blue object please). Each member of the team will take their turn. Pupils have to run to the bag and pick out the correct colour object. To make the game harder, you could introduce pencil case items and ask the pupil to bring 'un stylo bleu' (a blue pen). The pupil might not know 'stylo' but will know 'bleu' so will bring the right object. You will then be introducing new vocabulary and the position of the colour adjective (after the noun).