



## Cinco minutos de español

Start with greetings and asking the pupils how they are.

Play a game of *Yo digo, vosotros hacéis...* using:

- ❖ *me gusta*
- ❖ *me encanta*
- ❖ *no me gusta*
- ❖ *odio*

You say the opinions in turn and the pupils must show you the right thumb gesture. Model the first few till they get the idea. Next, change the game so that you show the thumb gesture and they give you the correct opinion: *Yo hago (and do the action), vosotros decís...*



## Ejercicio 1 – Escuchar

Play the story (Audio Track 10), pausing as necessary. Ask the pupils if they understood any of the story. Could they work out any of what was happening?



## Ejercicio 2 – Escuchar/Leer



Display the audio enhanced e-storybook on the IWB. Click on the speech bubbles to hear what the characters are saying. Ask the pupils if they understand more now. Brainstorm the meaning of the entire story as a class-wide exercise. To hear the pronunciation of individual words/phrases, click on the words in the *Vocabulario* lists on each page or in the *Vocabulario* list at the end of the book.



## Ejercicio 3 – Escuchar/Hablar



Display the *Unidad 3, Ejercicio 3/4* PowerPoint on the IWB (see Digital downloads) which shows the days of the week. Ask the pupils if they spot something about them that is different from the days of the week in English (apart from the obvious), namely that the days of the week in Spanish do not need a capital letter. It may take some pupils a while to get used to this. (Note: the Spanish regard *lunes* (Monday) as the first day of the week.)

Now listen to Audio Track 13 of a native speaker saying the names of the days of the week in Spanish. Ask the pupils to repeat each day carefully, copying the pronunciation of the speaker on the audio track:

## Vocabulario

(Audio Track 11)

hoy	today
lunes	Monday
martes	Tuesday
miércoles	Wednesday
jueves	Thursday
viernes	Friday
sábado	Saturday
domingo	Sunday
un día	a day/one day
siete días	seven days
próximo	next
el próximo lunes	next Monday
la vuelta al cole	back to school

## Vocabulario ya usado

dentro de poco	soon
es	it is
entonces	so
qué mal	things are bad
mi cumpleaños	my birthday
no	no
sí	yes
papá	dad

## Vocabulario para el profesor

(Audio Track 12)

los días de la semana	the days of the week
adivina el día (de la semana)	guess the missing day (of the week) (pl)
que falta	

lunes  
martes  
miércoles  
jueves  
viernes  
sábado  
domingo

Ask pupils to look at the *Unidad 3, Ejercicio 3/4* PowerPoint again and say the days in order, first in a normal voice, then in silly voices, eg high voice, low voice, whisper, song, etc. All this repetition, which they will find fun in the different voices, will aid learning.



## Ejercicio 4 – Hablar



Display the *Unidad 3, Ejercicio 3/4* PowerPoint on the IWB (see digital downloads). Ask the pupils to say them in order. Next, remove one day at random and ask pupils to say all seven days again. Continue to remove one day at a time until the pupils are reciting the entire seven days from memory. You could ask '*adivina el día (de la semana) que falta*' (guess the day (of the week) that is missing). They can also do this exercise in different voices as in the previous exercise.

## Traducción del cuento

### Sunday is my birthday

page 2

It's my birthday soon, dad.

Oh yes?

page 3

Yes, today is Monday. My birthday is on Sunday.

page 4

So, Monday, Tuesday, Wednesday, Thursday, Friday, Saturday, Sunday.

Seven days.

page 5

No, dad. Today is Monday.

Sunday is my birthday. So,

Tuesday, Wednesday, Thursday,

Friday, Saturday... five days!

page 6

And next Monday it's back to school, in six days' time, then.

page 7

Oh no! That's rubbish!



## Ejercicio 5 – Escribir

Put pupils in pairs and ask them to 'air-write' one of the days of the week for the other pupil to guess. If he/she guesses correctly, they swap and the other takes a turn.



## Ejercicio 6 – Escuchar

Listen to the sentences on Audio Track 14. Pause after each sentence. Can the children work out what is being said? Pupils need to work out which day of the week is being talked about and write this in **English** on *Ficha 3b*.

- |  |                              |
|--|------------------------------|
| 1. <i>El cumpleaños de mamá es el miércoles.</i> | Mum's birthday is Wednesday. |
| 2. <i>A Luis no le gustan los lunes.</i>         | Luis doesn't like Mondays.   |
| 3. <i>Los lunes estudio matemáticas.</i>         | I do some maths on Mondays.  |
| 4. <i>Marta odia los viernes.</i>                | Marta hates Fridays.         |
| 5. <i>Mi cumpleaños es el domingo.</i>           | My birthday is Sunday.       |
| 6. <i>A Sofía le encantan los sábados.</i>       | Sofía loves Saturdays.       |
| 7. <i>Los martes hago deporte.</i>               | I do sport on Tuesdays.      |



## Ejercicio 7 – Escribir

Ask pupils to make a poster with the title *Los días de la semana* (The days of the week). They can divide a piece of paper into six squares – five for the school days and one for the two days of the weekend. They should label each square with the appropriate day(s) of the week and then draw, in each square, something they do on each day. School will obviously figure in at least one of the weekday squares but they could draw after-school activities such

as a sport they play, a TV programme they watch, an instrument they are learning to play, etc.



## Ejercicio 8 – Hablar

Play days of the week 'tennis'. Divide the class into two halves with one half starting by saying the first day, *lunes* and the other half then says *martes*. When they get to the last day, *domingo*, they swap.



## Ejercicio 9 – Hablar

Challenge the pupils by pointing to them one at a time at random and saying either the Spanish day of the week or the English one and asking for its equivalent in the other language. When the pupils have understood the game you can ask a pupil to take your place as the 'interrogator'.



## Ejercicio 10 – Leer/Hablar/Escuchar

Use the flashcards on page 42, to play the following games:



- ❖ Call seven children to the front and give each a day of the week card out of order. They need to arrange themselves in order. Let another group of seven have a go. Time the groups to add some competition.
- ❖ The seven children with the cards stand at the front in a random order. They tell the rest of the class which card they are holding, then hide their cards. The rest of the class must guess who is holding which card.
- ❖ The children with the cards mix them up amongst themselves, and one child hides a card. The other six children reveal their cards. The seated children must guess which day is missing.
- ❖ The seven children with the cards arrange themselves out of sequence and another pupil has to rearrange them.



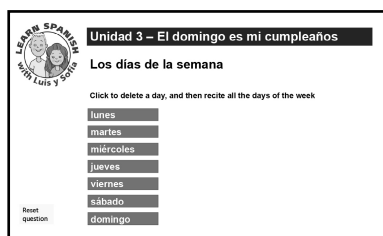
## Fichas

*Fichas* 3b, 3c, 3d, 3e and 3f to reinforce the vocabulary learnt in the unit. Track 14 is needed for *Ficha* 3b (see *Ejercicio* 6).



## Actividades para la pizarra digital

See *Ejercicios* 3 and 4 for instructions on how to use the *Unidad 3, Ejercicio* 3/4 PowerPoint.



The Sentence builder activity reinforces the vocabulary for likes and dislikes and for the days of the week. Point out that *los lunes* means 'Mondays'. If you want to say 'I like Monday', it would be *me gusta el lunes*.



## Gramática

### El/Los + days of the week

In Spanish, 'on' is not used to say 'on Saturday'. Instead, the definite article 'el' is used. Days of the week are all masculine in Spanish so we would have:

<i>el lunes</i>	on Monday
<i>el martes</i>	on Tuesday
<i>el miércoles</i>	on Wednesday
<i>el jueves</i>	on Thursday
<i>el viernes</i>	on Friday
<i>el sábado</i>	on Saturday
<i>el domingo</i>	on Sunday

If you wanted to describe something you do on Mondays, just remember to use the plural form of the definite article ('los'), eg *los lunes*. As they already end in 's' it is not necessary to add the plural ending onto *lunes*, *martes*, *miércoles*, *jueves* or *viernes*. However, it is necessary to add an 's' to *sábado* and *domingo* to make Saturdays and Sundays.

<i>los lunes</i>	on Mondays
<i>los martes</i>	on Tuesdays
<i>los miércoles</i>	on Wednesdays
<i>los jueves</i>	on Thursdays
<i>los viernes</i>	on Fridays
<i>los sábados</i>	on Saturdays
<i>los domingos</i>	on Sundays

# El domingo es mi cumpleaños

Luis: ¡Dentro de poco es mi cumpleaños, papá!

Papá: ¿Ah, sí?

Luis: Sí, hoy es lunes. Mi cumpleaños es el domingo.

Luis: Entonces,

lunes

martes

miércoles

jueves

viernes

sábado y

¡domingo!

Papá: Siete días.

Luis: No, papá. Hoy es lunes. El domingo es mi cumpleaños. Entonces, martes, miércoles, jueves, viernes, sábado... ¡cinco días!

Papá: El próximo lunes es la vuelta al cole, ¡dentro de seis días entonces!

Luis: ¡Oh no! ¡Qué mal!

# ¿Qué día es?

Listen to the audio track. Write down the correct day of the week in English in answer to the questions.



Audio Track  
14

me llamo \_\_\_\_\_

1. On which day is Mum's birthday?

\_\_\_\_\_

2. Which day does Luis dislike?

\_\_\_\_\_

3. On which day does the speaker do some maths?

\_\_\_\_\_

4. Which day does Marta hate?

\_\_\_\_\_

5. On which day is the speaker's birthday?

\_\_\_\_\_

6. Which day does Sofía love?

\_\_\_\_\_

7. On which day does the speaker do sport?

\_\_\_\_\_

# Los días de la semana

Unscramble the days of the week.

3c  
Ficha

me llamo \_\_\_\_\_

1. evseuj \_\_\_\_\_
2. idoonmg \_\_\_\_\_
3. eméolrcis \_\_\_\_\_
4. seunl \_\_\_\_\_
5. dsábao \_\_\_\_\_
6. sramte \_\_\_\_\_
7. nesariv \_\_\_\_\_

Now write the Spanish days of the week in the correct order next to the English days. Remember: you don't need a capital letter for the Spanish days!

1. Monday \_\_\_\_\_
2. Tuesday \_\_\_\_\_
3. Wednesday \_\_\_\_\_
4. Thursday \_\_\_\_\_
5. Friday \_\_\_\_\_
6. Saturday \_\_\_\_\_
7. Sunday \_\_\_\_\_




# Los días de la semana

Write the correct day, in Spanish.

3d  
Ficha

me llamo \_\_\_\_\_

1. The first day of the school week.	2. The first day of the weekend.
3. The middle day of the school week.	4. The second day of the weekend.
5. The day before <b>viernes</b> .	6. The second day of the school week.
7. The last day of the school week.	8. Your favourite day!






# Sopa de letras – los días de la semana

Find the words listed at the bottom of the page in the grid.  
The words can go in any direction.

me llamo \_\_\_\_\_



lunes

martes

miércoles

jueves

viernes

sábado

domingo

# El domingo es mi cumpleaños

3f  
Ficha

Colour in the picture and write what you think Luis and papá are saying in the speech bubbles.

me llamo \_\_\_\_\_



**lunes**

**martes**

**miércoles**

**jueves**

**viernes**

**sábado**

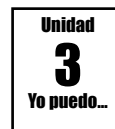
**domingo**

**hoy**

# Self-assessment sheet

At the end of this unit I can...

me llamo \_\_\_\_\_

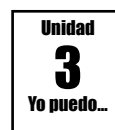


	date	not yet	nearly	definitely
recognise the days of the week in Spanish				
say the days of the week in Spanish				
say it's soon going to be my birthday				

# Self-assessment sheet

At the end of this unit I can...

me llamo \_\_\_\_\_

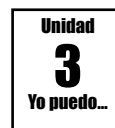


	date	not yet	nearly	definitely
recognise the days of the week in Spanish				
say the days of the week in Spanish				
say it's soon going to be my birthday				

# Self-assessment sheet

At the end of this unit I can...

me llamo \_\_\_\_\_



	date	not yet	nearly	definitely
recognise the days of the week in Spanish				
say the days of the week in Spanish				
say it's soon going to be my birthday				