
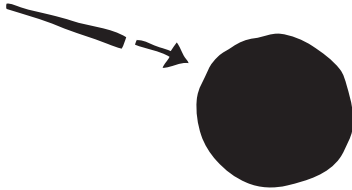
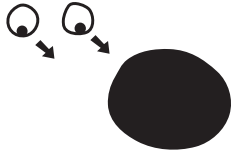


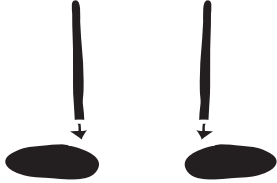





# Make the Bird

Complete the instructions for making this bird. Remember to say what materials are used and when to join things on. You are given a few hints.



<p>Step 1. Make a large plasticine ball for the body.</p> 	<p>Step 2.</p> 	<p>Step 3.</p> 
<p>Step 4.</p> 	<p>Step 5.</p> 	<p>Step 6.</p> 
<p>Step 7</p> 	<p>Step 8.</p> 	<p>Step 9</p> 

Create a character of your own. List the materials needed to make it. Create the instructions for it. Can your partner follow your instructions?

English: *creating a verbal and visual procedural text.*

This page may be photocopied by the purchasing institution only.